

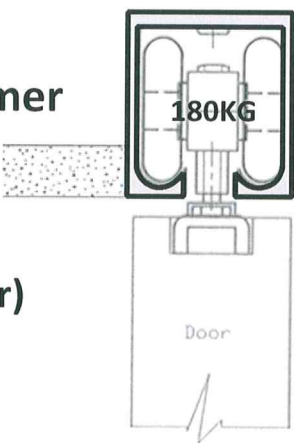


CUSTOM MADE CAVITY FRAMES

estimating@joeycavityframes.com.au

QUOTATION REQUEST

PLEASE COMPLETE AS MANY DETAILS AS POSSIBLE

 **90KG** **Twin Track**
  **180KG** **Boomer**
  **180KG** **Boomer Zero Clearance**

Soft Close Option (only available in Boomer)

QTY _____

TYPE OF FINISH

- Architrave
 Plaster Reveals
 Shadowline or Similar
 Ezy Jamb / CavKit

* **IF BOOMER ZERO CLEARANCE FLOOR TO UNDERSIDE OF CEILING OR TRACK** _____ mm

DOOR SIZE

Door Height _____ mm
 Door Width _____ mm
 Door Thickness _____ mm
 Door Weight _____ Kg

DOOR PROTRUSION

- Flush Pull 45mm
 Flush Pull Other _____ mm
 Flush Jamb

STUD SIZE

Stud Opening Height _____ mm
 Stud Opening Width _____ mm
 Stud Thickness _____ mm

PLASTER THICKNESS

- 10mm
 13mm
 Other _____ mm

NAME _____

COMPANY _____

PHONE _____ **EMAIL** _____